

2013 BAY STAR SPORT & BAY STAR - Gas Motor Coach



NEWMAR CORP.



WHEN YOU KNOW THE DIFFERENCE<sup>SM</sup>

2013  
Bay Star Sport  
Bay Star  
*Gas Motor Coach*

## 2013 BAY STAR SPORT

*Gas Motor Coach*

Comfortable livability. And the ease of knowing you got the most bang for your buck. This is the Newmar built for those who are new to the road – or those who are wise to its ways.



### FEATURES AT A GLANCE

- New designer mitered glazed door cabinetry
- Lighted exterior storage compartments
- Flexsteel® Delux Leather driver/passenger seats and furniture\*
- 26" LED/LCD TV in bedroom
- Optional additional exterior designer paint treatment

### The Newmar built to get you going.

The new 2013 Bay Star Sport offers legendary Newmar quality at a price that will make you smile. Its four floorplans create family comfort on the road – and all the smart extras you want. Ahh.



Bay Star Sport  
Sherwood Designer Style Exterior

Cummins Onan



\*Check floorplan availability

## Bay Star Sport

You'll be pinching yourself when you find out what you get in the Bay Star Sport, especially in this price range. Its main living area is perfect for quality time with the family or for entertaining. There's a new sense of richness and depth in Bay Star Sport's cabinetry. You'll marvel at its stunningly unique glazing and door details.



### Gather here. The fun begins now.

Your Bay Star Sport kitchen brings together the comforts of home in one smart package. With its mini-peninsula, you get enough counter space for friends and family to gather comfortably. The cook will love its food prep amenities, too, including standard black appliances.



#### FEATURES AT A GLANCE

- Flexsteel® Delux leather furniture
- Large LCD TV
- Mini-peninsula kitchen
- Designer mitered glazed door cabinetry



*Bay Star Sport*  
Nottingham Decor Scheme with Empire Maple Glazed  
Cabinetry in Floorplan # 2901



## Creature Comforts

This is your center of relaxation. With a bed surrounded by beautifully glazed cabinetry, you'll rejuvenate with neutral, calming linens and an optional 26" LCD TV. Whether you're road weary or just ready to kick back, you'll appreciate Bay Star Sport's day/night pleated shades and comfy, padded, suede-like headboard. And with a bathroom this luxurious, you'd expect to spend much more. But these comforts come standard with Bay Star Sport, including its privacy glass shower door and luxurious lavatory cabinetry. Plus, of course, the exquisite fit and finish of a Newmar. Rest stops just got a whole lot better!

### One rest stop you'll love.

Move beyond Bay Star Sport's main cabin and find yourself in eminently livable comfort that's meant to soothe and restore. From its soft, roomy bed to its home like shower, there's no place like Bay Star Sport.



#### FEATURES AT A GLANCE

- New glazed mitered cabinetry and bed surround
- Residential bedroom carpeting
- Power vent in bathroom
- Skylight in shower
- Built in dresser with mirrors in bedroom

## EXTERIORS



NOTTINGHAM (STANDARD)



NOTTINGHAM (OPTIONAL)



SHERWOOD (STANDARD)



SHERWOOD (OPTIONAL)



## WOOD OPTIONS

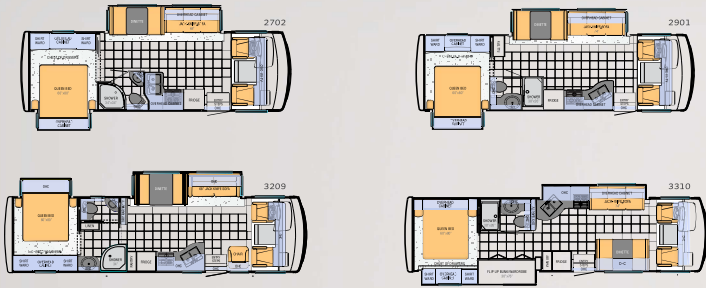


EMPIRE MAPLE WITH  
DESIGNER MITERED,  
GLAZED DOORS



SIENNA MAPLE WITH  
DESIGNER MITERED,  
GLAZED DOORS

COMFORTABLE FLOORPLANS



BAY STAR SPORT FLOORPLAN SPECIFICATIONS

Floorplan	App. Overall Length	Width	App. Overall Height	Interior Width	Interior Height	Crew	Seawater	Water	Propane	Furnace
2702	27' 10"	101.3"	12' 4"	95.5"	80"	60 gal.	40 gal.	75 gal.	25 gal.	30,000 btu
2901	29' 10"	101.5"	12' 4"	95.5"	80"	60 gal.	40 gal.	75 gal.	25 gal.	30,000 btu
3209	32' 11"	101.5"	12' 4"	95.5"	80"	60 gal.	40 gal.	75 gal.	25 gal.	30,000 btu
3310	33' 11"	101.5"	12' 4"	95.5"	80"	60 gal.	40 gal.	75 gal.	25 gal.	30,000 btu

CHASSIS FEATURES

- Ford® F-63 8,000lb. Chassis (21" x 29" Rear Axles)
- Ford® F-63 20,000lb. Chassis (21" x 33" Floorplans)
- Cruise Control
- Tire Steering Wheel
- Stainless Steel Wheel Simulators

APPLIANCES & ACCESSORIES

- Domestic® 6-Cu-Ft. Refrigerator
- 1000W Microwave in Main Floorplan; 30" SpaceSaver on 3300
- 3-Burner Range with Glass Oven Door
- 6-Gallon Fuel Water Heater with Direct Spark Ignition
- AM/FM Dual Radio with CD Player with Auxiliary Jack
- Cable TV Connection
- LCD TV in Living Area; TV Size Varies by Floorplan
- Range Hood with Light and Fan
- Rear View Color Monitor System with Audio
- Roof Mounted Digital TV Antenna with Power Booster
- Wood Paneling (Available Front)

AIR CONDITIONING & HEATING

- 12-Volt Dometic® Central Air Conditioner
- Dash Heater and Air Conditioner
- Propane Gas Furnace with Ducted Heat\*
- Propane Leak Detector

CABINETS & FURNITURE

- Flexsteel® Delux Leather, Non-Power Driver/ Passenger Seats that Rotate and Recline\*
- Empire Maple-Glazed Minimal Cabinet Doors on Overheads and Flat Panel Doors on Base Cabinets
- Drawers with Full Extension Guides
- Flexsteel® Delux Leather Sofa\*
- Laminate Counter top In Bath with Acrylic Sink
- Laminate Counter top in Kitchen with Stainless Steel Sink
- Laminate Counter top on Bedroom Night Stands and Chests
- Lifts on Bed Top
- Smooth Top Mattress

ELECTRICAL FEATURES

- Two 12-Volt House Batteries
- 10-Volt Exterior Receptacle in Over Side Storage Compartment
- 12-Volt Auxiliary Receptacle on Dashboard
- 30-Amp Electrical Service with Honda Cord
- 4.0 kW Onan® Generator with One Remote Switch and Automatic Changeover
- 40-Amp Converter
- Daytime Running Lights
- Emergency Engine Start Switch
- Incandescent Ceiling Lights
- Manual Battery Disconnect Switch for House Battery
- Manually Operated Hold to Run Slideout Switch
- TV Jack on the Exterior Door Side of Unit

PLUMBING & BATH FEATURES

- ABS Shower Surround with Shower Door
- DuraLuv® Water System
- Monitor Panel
- Sewage Holding Tank (Rear)
- Dometic® Spout with China Bowl
- Water Heater Bypass System

WINDOWS, AWNINGS & VENTS

- Dometic® 8500 Side Awning
- One-Flex™ Tinted Windowheld
- Power Vent in Bathroom
- Shower Skylight
- Single-Pane Tinted Safety Glass Windows

INTERIOR FEATURES

- Canister in Bedroom
- 10-ft. Fire Extinguisher, Carbon Monoxide and Smoke Detectors
- Dash Panel Color Coordinated A/C
- Inlaid & Panel Design Interior Passage Doors
- Interior Assist Handle at Main Entry Door
- Pleated Window Shades
- Quilted Bedspread with Accent Pillow
- Vinyl Covered Ceiling Panels
- Vinyl Floor in Kitchen, Poyer and Bathroom
- Wagonweave Woodgrain Area Privacy Shade

EXTERIOR FEATURES

- Assist Handle at Entrance Door
- Automatic Step for Entrance Door
- Convex Exterior Mirrors
- Exterior Storage Compartments with Painted Finish
- Gal. Coated Exterior Sidewalls with Fireflakes Front and Rear Caps
- Lighted Exterior Storage Compartments
- Mail Flaps
- Rear Hitch for Towing Car
- Undercoating

GRAPHICS & DECOR

- Nottingham™ Exterior Vinyl Tape Graphics
- Sherwood™ Exterior Vinyl Tape Graphics

CONSTRUCTION FEATURES

- 5/8" Foam Insulation Laminated in Sidewalls and Ceiling
- Aluminum Frame Sidewalls and Roof Construction, 16" on Center
- BENTEC™ Roof with "Walkable" Decking and Radius Aluminum Roof Wrap

OPTIONS

AIR CONDITIONING AND HEATING

- 10K BTU/hr Heat Pump Air Conditioner in place of Standard Air Conditioning and Heating
- Driver/Passenger Overhead Dash Fans
- Extra 12 Volt Dometic® Air Conditioner
- 5.5 Onan® Generator, 30-Amp\*

APPLIANCES & ACCESSORIES

- 16" LED LCD TV in Bedroom
- DVD Player with Coax Switcher
- Satellite Dish Prep for Roof Top

CABINETS & FURNITURE

- Floor O Bed Sofa with Air Mattress on Off Door Side
- Sierra Glazed Maple Cabinets

ELECTRICAL FEATURES

- 100-Watt Inverter for Both Living Area and Bedroom TV

EXTERIOR FEATURES

- Convex Exterior Mirrors with Defrost and Remote Control
- Hydraulic Leveling Jacks
- Rear Ladder
- Diamond Shield on Front Cap

GRAPHICS & DECOR

- Nottingham™ Exterior Vinyl Tape Graphics with Painted Skirt and Mask
- Nottingham™ Interior Decor
- Sherwood™ Exterior Vinyl Tape Graphics with Painted Skirt and Mask
- Sherwood™ Interior Decor

WINDOWS, AWNINGS & VENTS

- 12-Volt Power Vent in Kitchen Area
- Two Slatted Covers
- Bulk Windows
- Dometic® 8500 Power Side Awning
- Double-Pane Tinted Safety Glass Windows
- Rear Window

\*Check with dealership on floorplan availability and complete listing of features.

## 2013 BAY STAR

*Gas Motor Coach*

Richness beyond what you'll invest to own it.  
And a sense that you're one smart shopper.  
From chassis to decor, everything in the Bay Star  
has been considered for pure livability. Ready?



### FEATURES AT A GLANCE

- New designer mitered door-glazed cabinetry
- Cruise control
- Flexsteel® UltraLux Leather captain/passenger chairs and furniture\*
- Full-Paint Masterpiece Finish™ with front protective film
- Lighted exterior storage compartments with cargo liner

### Get into a Newmar. For a song.

This Bay Star coach apologizes for nothing. From its gleaming, car-like exterior to its surprisingly opulent cabin. Look closely. The fit and finish that you'd expect from Newmar is built right in.



*Bay Star Exterior*  
*Aztec Bronze Designer Style*



\*Check floorplan availability

# Bay Star This is living!

You'll realize you're finding excuses just to spend a little more time inside your new Bay Star. Maybe it's the soft, inviting Flexsteel® Ultralux leather couch. Maybe it's the way its designer cabinetry's glazed finish is so easy on the eyes. Or maybe you just feel like luxuriating. Whatever your reason, there's no arguing with the 2013 Bay Star's soothing comforts. Like its optional Sony® Surround Sound System with AM/FM radio and sub-woofer – or its stylishly roomy dinette. Gloating allowed.



\*Optional.

## Every detail has been considered.

With a kitchen like this, dinner may linger into the wee hours. This Bay Star shines from the pure artistry of its newly glazed mitered cabinetry doors to its stunning designer stainless steel sink and faucet. And you'll enjoy appliances just like home, of course.




### FEATURES AT A GLANCE

- Flexsteel® Ultralux leather furniture\*
- Sony® 32" or 40" LCD TV in the living area\*
- Solid surface kitchen backsplash with glass inserts
- Designer glazed mitered door cabinetry
- Designer vinyl tile floor in main living area



*Bay Star*  
Aztec Bronze Decor Scheme with Sienna Maple Glazed Cabinetry in Floorplan # 3209



## A Cozy Haven

When you want to chill, this is the place. Designer linens in soothingly rich tones create the mood; you choose the reason. Every pampering note has been included. From its cushy, suede-like headboard and overhead lighting to its richly carved bed surround, a restful atmosphere beckons. This ergonomically slanted 32" Sony® LCD TV is built in with a perfect view from your the bed. Its stepped dresser with black glass CD cabinet and mirrors gives you both full and short wardrobe space, in Bay Star's rich finish. Let the pampering begin.

### Far From Everyday Life

Retire from the everyday to a completely relaxed zone. This is the R & R area. Newmar built this new Bay Star's bed and bath amenities for comfort and ease. As always.

#### FEATURES AT A GLANCE

- New glazed mitered cabinetry and bed surround
- Residential style carpeting in the bedroom
- ABS shower with glass enclosure and exterior shower
- Sony® 32" LCD TV and CD player in bedroom
- Lighted, built in wardrobe




### Sleek Privacy Awaits

Bay Star's bathroom boasts a spacious shower and dramatic new glazed, mitered door cabinets. Its designer vinyl tile floor and classic modern details add to its spa-like atmosphere.

### EXTERIORS



AZTEC BRONZE



MACADAMIA



### WOOD OPTIONS

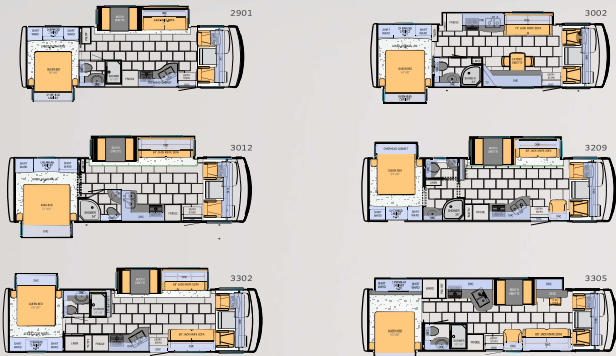


EMPIRE GLAZED MAPLE  
WITH DESIGNER MITERED DOORS



SIENNA GLAZED MAPLE  
WITH DESIGNER MITERED DOORS

COMFORTABLE FLOORPLANS



BAY STAR FLOORPLAN SPECIFICATIONS

Floorplan	App. Overall Length	Width	App. Overall Height	Interior Width	Interior Height	Grey	Sewage	Water	Propane	Battery
2901	29' 10"	101.5"	12' 4"	95.5"	80"	60 gal.	40 gal.	75 gal.	25 gal.	40,000 lbs
3002	30' 9"	101.5"	12' 4"	95.5"	80"	60 gal.	40 gal.	75 gal.	25 gal.	40,000 lbs
3012	30' 11"	101.5"	12' 4"	95.5"	80"	60 gal.	40 gal.	75 gal.	25 gal.	40,000 lbs
3209	32' 11"	101.5"	12' 4"	95.5"	80"	60 gal.	40 gal.	75 gal.	25 gal.	40,000 lbs
3302	33' 11"	101.5"	12' 4"	95.5"	80"	60 gal.	40 gal.	75 gal.	25 gal.	40,000 lbs
3305	33' 11"	101.5"	12' 4"	95.5"	80"	60 gal.	40 gal.	75 gal.	25 gal.	40,000 lbs

CHASSIS FEATURES

- Ford® F-350 2004 b. Chassis
- Lift-in-Ride Top
- Hoisted™ UltraLux Leather Sofa
- Smooth Top Mattress with Quilted Bedspread and Accent Pillow
- Stainless Steel Wheel Simulators

APPLIANCES & ACCESSORIES

- Three-Burner Range with Metal Oven Door and Igniter
- Bi-Fold Range Cover
- NoCold® 8 Cu. Ft. Refrigerator with Black Front Panel
- Spacesaver 30" Microwave Oven
- 14 Gal. Cold/Electric Water Heater with Electronic Ignition
- Sony® 20" or 30" LCD TV in Living Area and Bedroom
- Sony® DVD Players in Living Area and Bedroom
- Sony® 2" LCD TV in Bedroom
- AM/FM/Dash Radio with MP3 Adapter and CD Player
- Rear View Color Monitor System with Two Sideview Mirrors
- TV Antenna with Power Booster
- Satellite Prep
- Cable TV Connection
- 10-Bi-Fine Extrajack, Smoke Detector and Carbon Monoxide Detector

AIR CONDITIONING & HEATING

- 15 SEER® Central Air Conditioner
- Driver/Passenger Overhead Dash Fans
- Dash Heater and Air Conditioner
- Propane Leak Detector

CABINETS & FURNITURE

- Empire Maple Glazed Mitered Overhead Cabinet Doors
- Booth Dinette™
- Laminate Kitchen Countertop with Bullnose Edge
- Laminate Countertop on Bedroom Nightstands and Chests
- Stainless Steel Kitchen Sink with Sink Covers
- Laminate Countertop with Bullnose Edge and Acrylic Bezel in Bathroom
- Residential Style Full-Extension Ball Bearing Drawer Guides

PULL OUT PANTRY\*

- Lift-in-Ride Top
- Hoisted™ UltraLux Leather Sofa
- Smooth Top Mattress with Quilted Bedspread and Accent Pillow
- Stainless Steel Wheel Simulators

ELECTRICAL FEATURES

- 4.4 kW Cummins Diesel® Generator with Remote Switch and Automatic Changeover
- 30-Amp Electrical Service with Flexible Cord
- Two 12 Volt House Batteries
- Battery Disconnect Switch
- 16 Volt Exterior Receptacle
- 12 Volt Auxiliary Receptacle on Dashboard
- 15 Watt Solar Panel
- 40-Amp Converter
- Daytime Running Lights
- Emergency Start Switch
- Fluorescent Ceiling Lights Throughout
- Lighted Wardrobe
- Manually Operated Hold-To-Run Slidout Switch
- Exterior TV Jack

PUMBLING & BATH FEATURES

- Demand Water System with SHURBU® Pump
- Sewage Holding Tank Rinse
- Water Heater Bypass System
- Thermostatic Aqua Magic Shook with Spray Attachment
- ABS Shower with Glass Enclosure
- Exterior Shower
- Monitor Panel

WINDOWS, AWNINGS & VENTS

- Tinted Safety Glass Windows
- Power View™ with Wall Switch in Bathroom and Kitchen
- Skylight in Bathroom\*
- Dometic® A.G. E-Roo Side Awning with Weather Shield
- Slidout Covers

INTERIOR FEATURES

- Padded Vinyl Ceiling
- Day/Night Padded Window Shades and Valances
- Mini Blinds in Bathroom
- Vinyl Floor in Kitchen, Living Area and Bedroom
- Carpeting in Bedroom
- Interior Access Handle at Main Entrance Door
- Slide Storage Located in Entrance Step Compartment\*
- Wraparound Window Privacy Shade

EXTERIOR FEATURES

- Full-Point Masterpiece Finish™ with Front Protective Fan
- One-Piece Windshield
- Convex Exterior Mirrors with Defrost
- Entrance Door with Automatic Double-Step
- Lighted Exterior Storage Compartments with Cargo Liner
- Rear Hitch-Up Towing Car with Two Extra 14-Gauge Wires
- Assist Handle at Entrance Door
- Undersealing
- Mud Flaps

CONSTRUCTION FEATURES

- Brake™ Roof with 10mm Decking
- Gel Coated Fiberglass Exterior Sides
- Gel Coated Fiberglass Front and Rear Caps
- Aluminum Frame Sidelwalls and Roof on 4" Centers
- 3/8" Bead Foam Insulation Laminated in Sidelwalls & Ceiling

OPTIONS

OPTIONS PACKAGE

- Pika 14.5M Bar™ Central Air Conditioner & 20-Amp Service with Energy Management System (30-33' Floorplans)

AIR CONDITIONING AND HEATING

- 15.0M Pergam™ Heat Pump Central Air Conditioner
- Auxiliary Heater in Bedroom

APPLIANCES & ACCESSORIES

- 30" Convection Microwave with 3-Burner Cooking
- 30 Cu. Ft. Frigidaire® Residential Refrigerator
- Sony® Surround Sound System with AM/FM Radio and Subwoofer
- Sony® 32" LCD TV Located at Dry Bar Cabinet\*
- Sony® 32" LCD TV in Front Overhead
- Sirius® Satellite Radio Capability (does not include monthly subscription)
- Automatic Satellite Dish (does not include receiver)
- CD Receiver
- High Definition Wiring
- Side View Cameras

CABINETS & FURNITURE

- Simons Maple Cabinets
- Driver's Seat with 4-Way Power
- Combination Desk/Drawer with Customized Tables and Chairs (2 Fixed, 1 Folding)
- Hidden Leaf Dinette Table with 4 Chairs (2 Fixed, 1 Folding)
- Hide-A-Bed Sofa on Off Door Side

ELECTRICAL FEATURES

- 600-Watt Inverters for Living Area and Bedroom TVs
- Halogen Ceiling Lights in place of Fluorescent Lights with 80-amp Converter
- Solar Prep for House Batteries

EXTERIOR FEATURES

- Dometic® Exterior Mirrors with Defrost and Remote Control
- Rear Ladder

INTERIOR FEATURES

- Vinyl Train Kitchen, Floor and Bathroom
- Solid Surface Kitchen Countertop

PUMBLING & BATH FEATURES

- 10-Volt Heatpads for Holding Tanks

WINDOWS, AWNINGS, & VENTS

- Double Pane Tinted Safety Glass Windows
- Rear Window
- Kitchen Window
- Back Window\*
- Diamond Power Side-Awning

CONSTRUCTION FEATURES

- Pika Pak-Rip Insulation in Roof

\*Check with dealership on floorplan availability and complete listing of features.

CONSTRUCTION & SPECIFICATIONS

Bay Star coaches feature 20.5 k Ford® F-53 20,500 lb. chassis and include Total Comfort™ Dual In-Roof Ducting Systems and aluminum frame construction.



CEILING R-VALUE = 16

- a. BriqTEK™ Roof
- b. 9mm Wood Decking
- c. Fiberglass Batten Insulation
- d. Total Comfort™ Ducted A/C
- e. Aluminum Roof Truss
- f. Kraft Paper Vapor Barrier
- g. 5/8" Bead Foam
- h. 3/16" Plywood Ceiling Panel
- i. Padded Vinyl Overlay

WALLS R-VALUE = 11

- j. 45" On-Center Aluminum Framing with 3/2" Header
- k. 3/16" Plywood Interior Wall
- l. 5/8" Bead Foam
- m. Kraft Paper Vapor Barrier
- n. Fiberglass Batten Insulation
- o. 3/16" Plywood Exterior Wall
- p. Composite One-Piece Gelcoat Exterior SideWall

FLOOR R-VALUE = 11

- q. Carpet /Tile
- r. Carpet Paddling
- s. 3/4" Floor Decking
- t. Fiberglass Batten Insulation
- u. 2" x 3" Wood Framing
- v. Polyethylene Moisture Barrier
- w. Aluminum Ducting

BAY STAR SPORT CHASSIS SPECIFICATIONS

Floor Plan	Engine HP	Axle Ratio	Fuel Cap.	Wheelbase	Front GAWR*	Rear GAWR*	Tag GAWR*	GVWR**	GCWR**	App. GVW	App. NCC
2702	362	4.88	80 gal.	172"	7,000 lb.	12,000 lb.	0	18,000 lb.	26,000 lb.	15,182 lb.	2,818 lb.
2901	362	4.88	80 gal.	190"	7,000 lb.	12,000 lb.	0	18,000 lb.	26,000 lb.	15,245 lb.	2,755 lb.
3209	362	5.38	80 gal.	208"	7,500 lb.	13,500 lb.	0	20,500 lb.	26,000 lb.	17,188 lb.	3,312 lb.
3310	362	5.38	80 gal.	208"	7,500 lb.	13,500 lb.	0	20,500 lb.	26,000 lb.	16,408 lb.	4,092 lb.

BAY STAR CHASSIS SPECIFICATIONS

Floor Plan	Engine HP	Axle Ratio	Fuel Cap.	Wheelbase	Front GAWR*	Rear GAWR*	Tag GAWR*	GVWR**	GCWR**	App. GVW	App. NCC
2901	362	5.38	80 gal.	190"	7,500 lb.	13,500 lb.	0	20,500 lb.	26,000 lb.	16,083 lb.	4,417 lb.
3002	362	5.38	80 gal.	190"	7,500 lb.	13,500 lb.	0	20,500 lb.	26,000 lb.	16,592 lb.	3,908 lb.
3012	362	5.38	80 gal.	190"	7,500 lb.	13,500 lb.	0	20,500 lb.	26,000 lb.	14,997 lb.	5,503 lb.
3209	362	5.38	80 gal.	200"	7,500 lb.	13,500 lb.	0	20,500 lb.	26,000 lb.	16,815 lb.	3,685 lb.
3302	362	5.38	80 gal.	208"	7,500 lb.	13,500 lb.	0	20,500 lb.	26,000 lb.	17,300 lb.	3,200 lb.
3305	362	5.38	80 gal.	222"	7,500 lb.	13,500 lb.	0	20,500 lb.	26,000 lb.	17,656 lb.	2,844 lb.

\*Length, height, width and dry weight are approximate. Weight not fully based on optional equipment added to the above base weight.

GAWR: Gross Axle Weight Rating is the maximum permissible weight for an axle.

GVWR: Gross Vehicle Weight Rating is the maximum permissible weight for a fully loaded motor coach.

GCWR: Gross Combined Weight Rating is the maximum total weight of the motor coach and any towed trailer or towed vehicle.

NCC: Net Carrying Capacity is the maximum weight of all occupants, including the driver, personal belongings, food, fresh water, waste water, propane gas, tools, tongue weight of towed vehicle, dealer-installed equipment, etc., that can be carried by the motor coach.

\*\*GVW: GVW shown is based on the chassis manufacturer.

NEWMAR PARTNERS

**CUMMINS ONAN** • Performance You Rely On™  
 An innovator in standby and mobile power generation for more than 80 years, Cummins Onan generators are built by Cummins Power Generation, a globally recognized name in the design and manufacture of power generation products and services.  
[www.cumminsonan.com](http://www.cumminsonan.com)

**FREIGHTLINER CUSTOM CHASSIS** - Driven By You  
 A subsidiary of Daimler Trucks North America, Freightliner Custom Chassis Corporation manufactures premium chassis that have become renowned for their exceptional ride and handling characteristics, right turning radius and extraordinary dependability.  
[www.freightlinerchassis.com](http://www.freightlinerchassis.com)


**SONY** • make.believe™  
 One of the most comprehensive entertainment and technology companies in the world, Sony Corporation is a leading manufacturer of audio, video, communications and information technology products for consumers and professionals alike.  
[www.sony.com](http://www.sony.com)

**SPARTAN CHASSIS** - The Premier Foundation  
 Spartan Chassis is a world class leader in the design, engineering and the fine production of chassis and components that consistently deliver superior performance, exceptional safety ratings and technological innovations.  
[www.spartanchassis.com](http://www.spartanchassis.com)

**Newmar.**  
 Where the finest names in quality and performance are along for the ride.

To assure that you experience only the best in comfort, control and unsurpassed convenience in our incomparable family of luxury coaches, Newmar partners with the most prestigious names in mobile lifestyle, entertainment and technology. These brands are leaders in their fields—and legends in providing customers with new, unsurpassed levels of quality and reliability.

Best in class performance from names you can trust. At Newmar, that's our difference. And our promise.



Mahlon Miller,  
Newmar founder,  
and Matthew Miller,  
Newmar president,  
lifelong motor coach  
enthusiasts



## Trust. The strongest possible foundation for a motor coach.

According to Newmar president Matthew Miller, "Customers say they're loyal to us because they trust us to stand behind our products, from support, parts and service to paying our warranties. It feels good to own a coach that has all of that behind it."

How do we sustain this high level of service? At Newmar, there's a Miller way of doing things. These principles guide us every day. Courtesy. Integrity. And reliability. So when you buy from Newmar, you know that every single person who touches your coach or talks with you has your back. Period.

## Gather. Where the Newmar owners are.

The **Newmar Kountry Klub** is an exclusive club for owners of fine Newmar products that offers many advantages and benefits to its members. Learn more at: [www.newmarkountryklub.com](http://www.newmarkountryklub.com).

### NEWMAR EXPRESS LIMITED WARRANTY

Every Bay Star & Bay Star Sport Gas Motorcoach is backed by Newmar's one-year limited warranty/unlimited miles. Ask your Newmar dealer for details.

### LIMITED FIVE-YEAR STRUCTURAL WARRANTY

If any part of your Newmar recreational vehicle superstructure (which is the steel/aluminum structure of the sidewall, roof or frame) fails to perform properly within five years from the date of purchase because of faulty workmanship or material supplied by Newmar, it will be repaired without charge for either parts or labor by Newmar. This structural warranty is available only to the original purchaser and is non-transferable.

Some features in our literature are optional. Colors and finishes are photographic representations. The actual materials may look different. Prices, specifications and floorplans are subject to change at Newmar's discretion, without prior notice or obligation. Please see your dealer for actual samples and specifications.



WHEN YOU KNOW THE DIFFERENCE™

**NEWMAR CORPORATION**  
355 N DELAWARE ST  
PO BOX 30  
NAPPANEE IN 46550-0030  
574 773 7791 Fax 574 773 2895  
[www.newmarcorp.com](http://www.newmarcorp.com)